



asatt

AMERICAN SOCIETY OF
ANESTHESIA TECHNOLOGISTS
AND TECHNICIANS

2022
Annual Report

Highlights

ACCOMPLISHMENTS IN 2022

Decision to Change Association Management Firms

To provide better financial positioning and enhanced services for members, ASATT leaders made the decision to part ways with AEG, who had provided association management services to ASATT since 2007.

Association Resource Center, Inc (ARC)

Founded in 1986, ARC is an accredited, full-service association management company that provides comprehensive, cost effective services to nearly two dozen non-profit organizations, many of which affiliated with anesthesiology. Transition began in late 2022.



Annual Conference Back In-Person

Due to the success of the Virtual meetings ASATT continued providing education through regular webinars (now quarterly) conducted by Regions. In addition, ASATT brought back the in-person Annual Conference and Anesthesia Tech Expo, held August 10-12, 2022 in Fort Worth, Texas.

Transition to New Certification Testing Provider

As a cost-savings measure for ASATT, and to streamline the testing process and provide more prompt and efficient testing for those taking the Credentialing Exam, ASATT made a change to the service provide who proctors the Credentialing Exam. In 2022 ASATT moved from the former provider (Scantron) to working with Meazure Learning.



Membership

2022 BY THE NUMBERS



ASATT continues to acknowledge that growth can only be achieved if it continues to provide its members with value and benefits necessary to advance their knowledge through education, certification, networking, and more.

The decision ASATT made in 2021 to provide additional discount for these benefits to individuals who join for a two-year period was well received. More than half (56%) of ASATT members in 2022 enjoyed the additional financial savings of the new two-year membership rate.



1,554
ASATT Members

While there is a slight (~3%) decrease in the reported member numbers in 2022 as compared to 2021, it is believed that in the significant data clean up during ASATT's migration to a new association management company, many duplicate and non-valid records were addressed.

144

Attended the Annual Conference

This was the first in-person Annual Conference since COVID-19, the previous two years were held virtually only.

2,828

Attended Virtual Educational Webinars

Q1 April 23rd: **480**

Q2 June 11th: **550**

Q3 October 8th: **1,050**

Q4 November 12th: **748**



Education

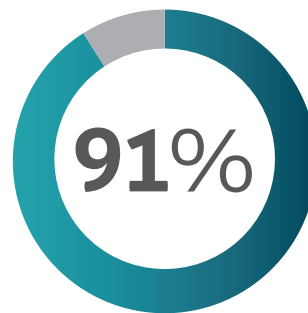
2022 BY THE NUMBERS



Continuing education is essential to ensure personal and professional development in the rapidly changing field of anesthesia technology. Representing the non-physician, non-technologist member of the anesthesia healthcare team, ASATT continued to provide opportunities for advancement through National Educational Partners and Continuing Education Units (CEUs).



37
CEUs offered
in 2022



Certified Members

In 2022 the percentage of ASATT members certified as either technician or technologist grew by more than 10% of the previous year.

8

from *SENSOR*
publication
quizzes

16

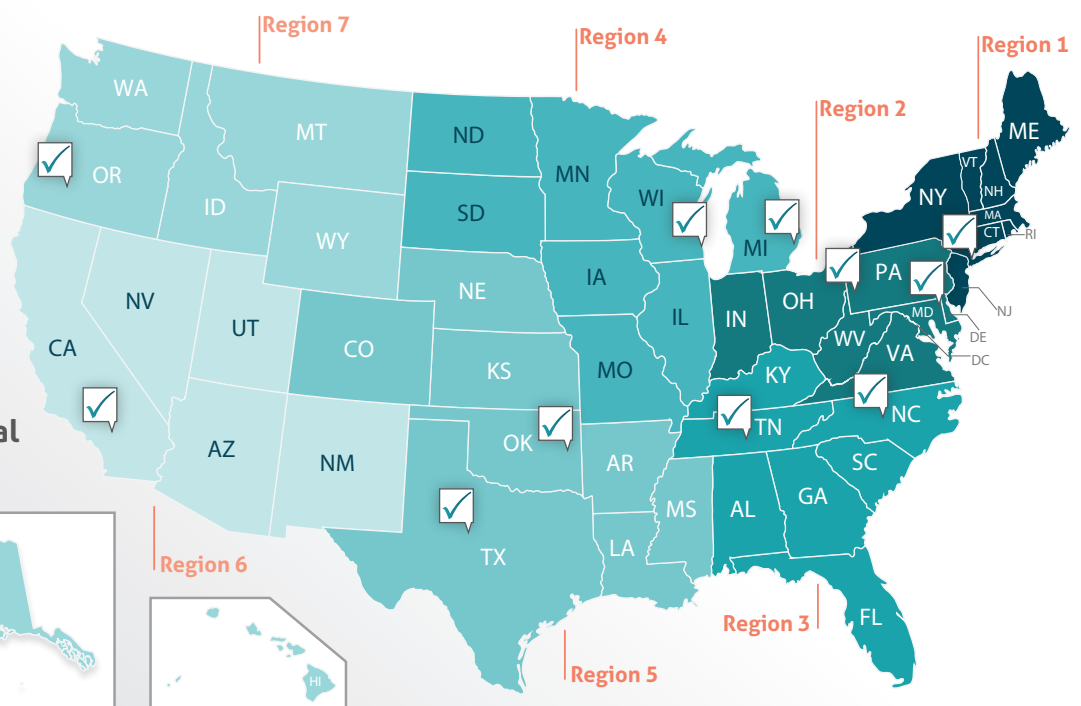
from a
Educational
Webinars

13

from the
Annual
Meeting

Educational Partners by Geography and Regional Director Territories

11 National Educational Partners



Certification

BY THE NUMBERS




ASATT recognizes two certifications: Anesthesia Technologist and Anesthesia Technician. The Technologist certification can be earned by completing a CAAHEP / CoA-ATE approved program through one of the 11 national education partners, and successfully passing the Technologist exam.

991

**Certified
Anesthesia
Technicians
Cer.A.T.**

416

**Certified Anesthesia
Technologists
Cer.A.T.T.**

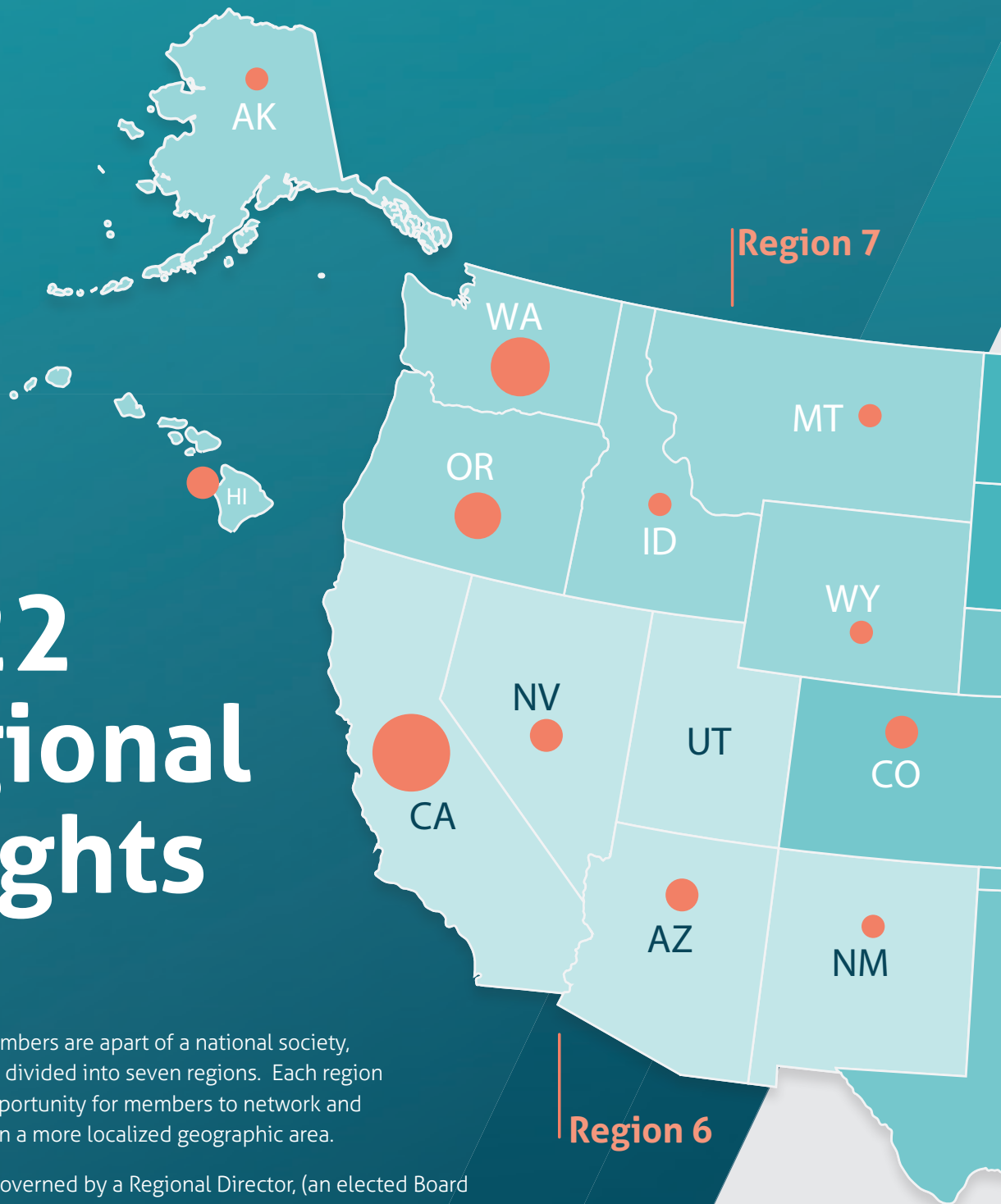


2022 Regional Insights

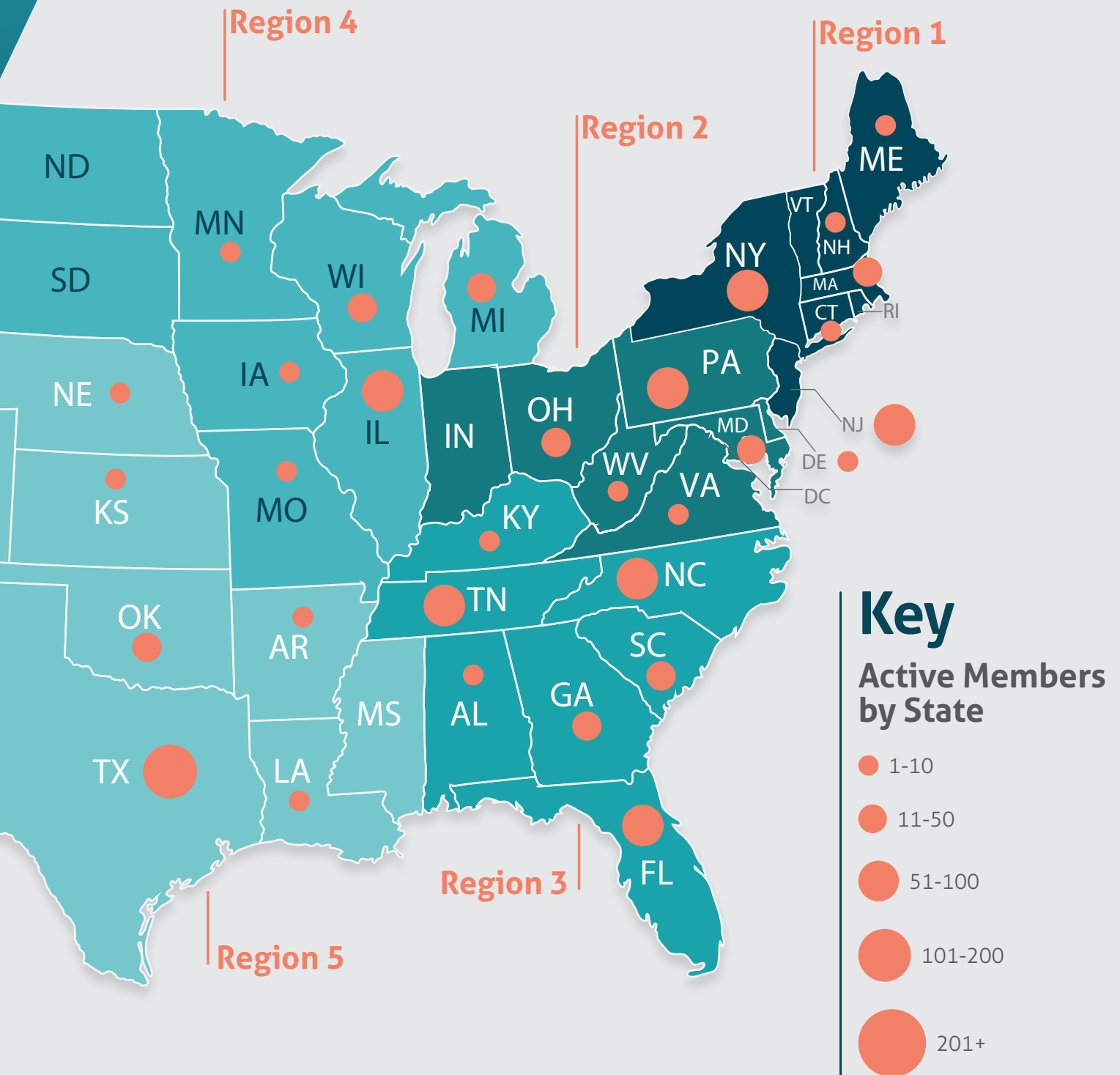
Although ASATT members are apart of a national society, membership is also divided into seven regions. Each region provides a great opportunity for members to network and connect with ease in a more localized geographic area.

ASATT regions are governed by a Regional Director, (an elected Board member), whose role is to act as a primary liaison between ASATT and the regional educational partners; as well as to be the primary liaison between members in the region and the national society Board of Directors. Regional Directors also work to plan and coordinate networking opportunities and educational programming.

In 2022 ASATT Regions provided quarterly educational webinars to provide learning opportunities for members to earn CEUs while social distancing and not incurring travel expenses. Members are able to attend any of the educational webinars virtually, further expanding technicians' and technologists' learning avenues.



2022 MEMBERSHIP POPULATION BY GEOGRAPHY & REGIONAL TERRITORIES



Regional Insights *cont'd*



The society's seven regions provide additional opportunity to further understand ASATT's membership trends. This information is not only used to address specific regional needs, but also to review when establishing ASATT's overall society goals.



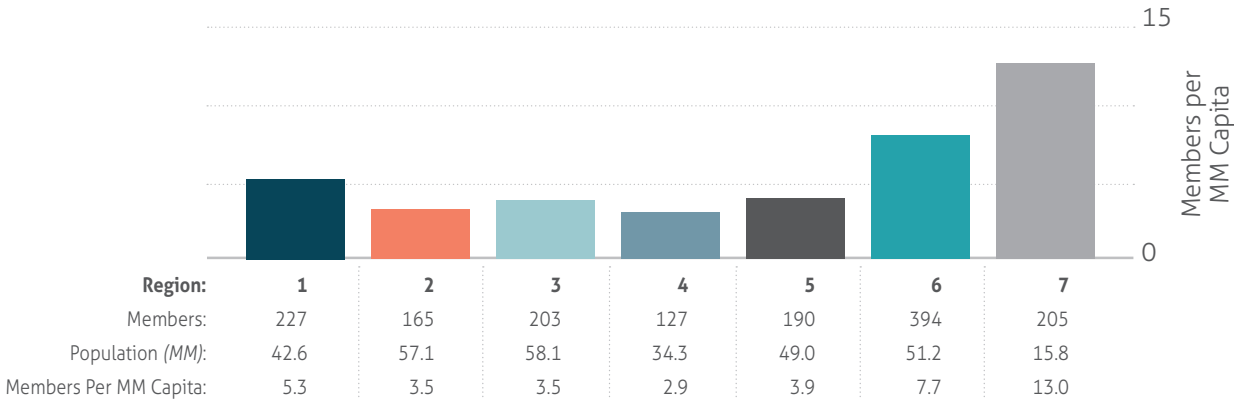
MEMBERSHIPS

- Region 1 227
- Region 2 165
- Region 3 203
- Region 4 127
- Region 5 190
- Region 6 394
- Region 7 205

Total 1,511*

** 43 members are international or do not have a state identified in their record.*

REGIONAL MEMBERS BY STATE POPULATIONS



** The graph represents the number of regional members compared to its state populations. Populations based on 2020 Census data.*



CERTIFICATIONS

● Region 1	207
● Region 2	145
● Region 3	185
● Region 4	121
● Region 5	180
● Region 6	343
● Region 7	192

Total **1,373***

** Total does not include international certifications.*

2022 Member Spotlights from our SENSOR publications.



**Linda
Davidson, Cer.A.T.**



**Russell
Morales,
Cer.A.T.**



**Sara
Paraspolo,
AS, Cer.A.T.T.**

Financial Review

2022 AT-A-GLANCE



ASATT maintained a successful financial year following the disruptions in 2020 due to COVID-19. In 2022, the organization brought back in-person national conferences and has developed a track record of providing online CEUs for membership. Along with the new membership model that launched in 2021, ASATT's financial health is strong and is providing tangible benefits to the membership.

BALANCE SHEET

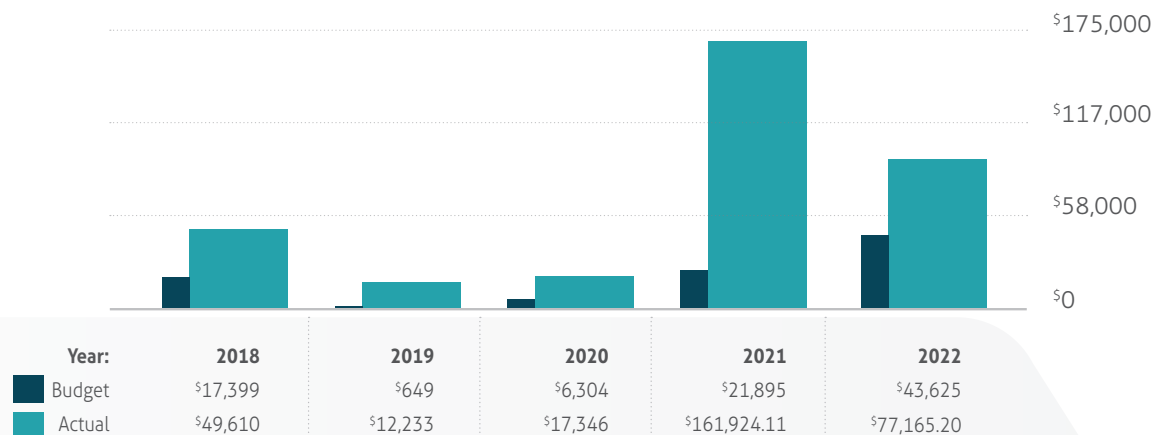
ASSETS

Operating Cash	\$697,416.00
Prepaid Expense	\$19,024.00
Investments	\$932,867.48
Total Assets	\$1,630,283.48

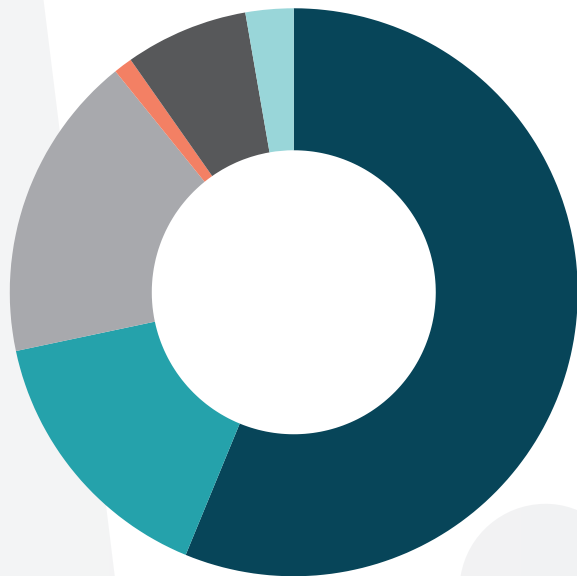
LIABILITIES & EQUITY

Accounts Payable	\$517.00
Deferred Membership Revenue ...	\$63,215.00
CoA-ATE Payable	\$4,500.00
Retained Earnings	\$290,570.65
Unrestricted Net Assets	\$1,318,640.43
Net Income	\$-47,159.60
Total Liabilities & Equity	\$1,630,283.48

NET INCOME TREND: BUDGET vs ACTUAL



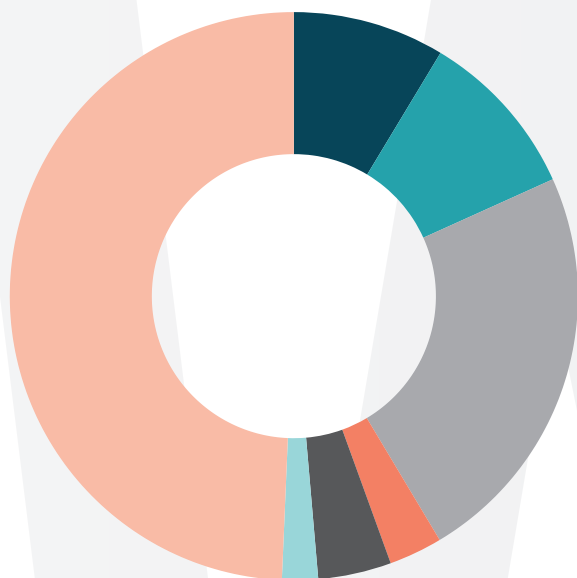
2022 OPERATING REVENUES AND EXPENSES



INCOME

● Membership	\$274,105.00
● Certification Programming	\$75,425.00
● Annual Meeting/Sponsorships	\$85,377.50
● Other Advertising/Promo Items	\$5,213.82
● Regional Meetings	\$34,160.00
● Other Educational Programs/Jobs.....	\$13,330.00

Total Income **\$487,611.32**



EXPENSES

● Membership Support/Administration...	\$35,461.20
● Certification Administration	\$39,498.18
● Annual Meeting Expenses	\$95,161.92
● Marketing/Member Communication ...	\$12,500.00
● Financial Management	\$17,105.82
● Legal Fees.....	\$8,396.00
● Association Management Firm	\$202,592.50

Total Expenses

Net Ordinary Income **\$77,165.20**

Other Income^{***} **\$-131,335.72**

Net Income **\$-54,170.52**

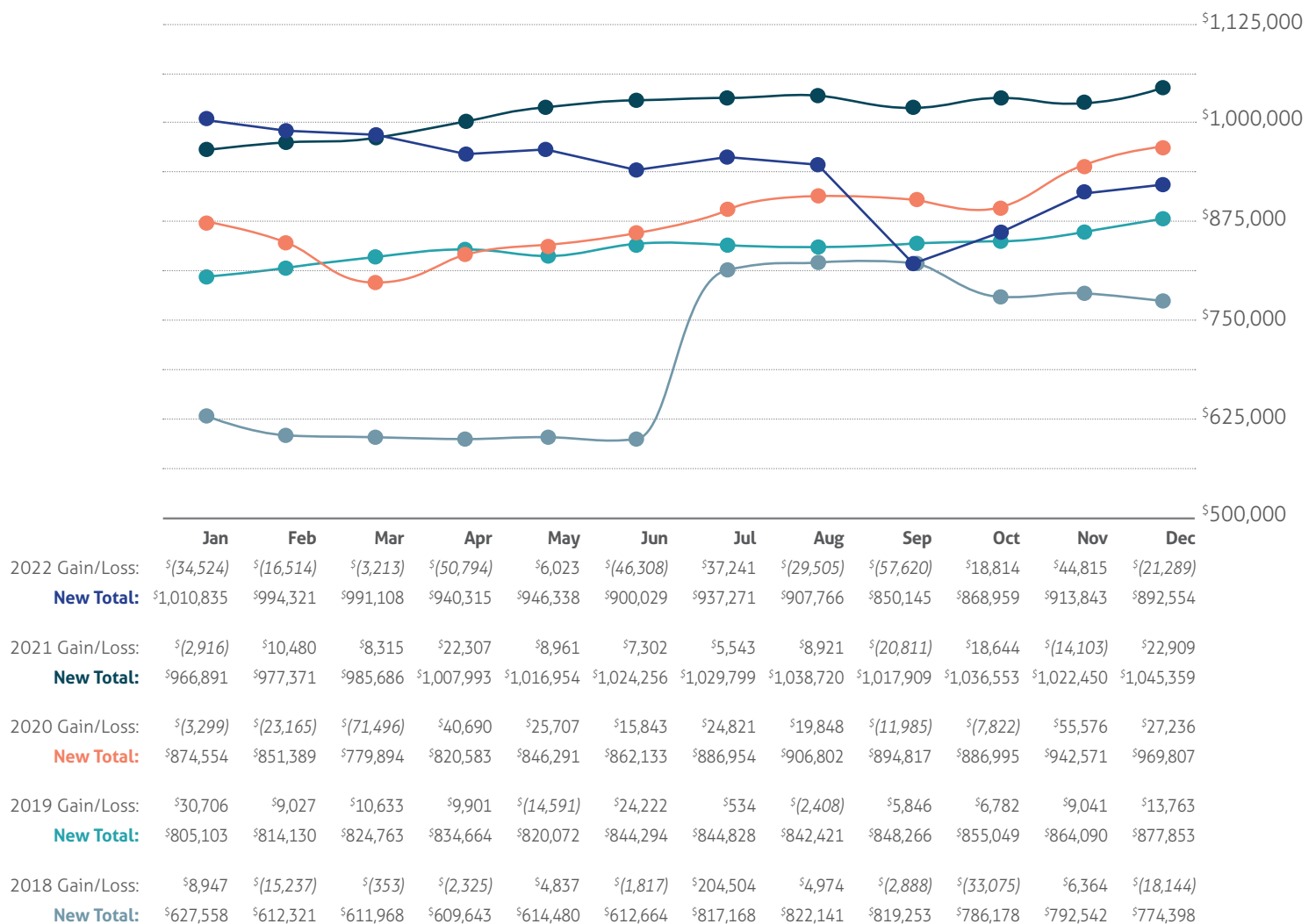
Financial Review *cont'd*

2022 RESERVES



Coming out of a volatile 2020, in 2021, investors sought signals as to which way the global economy was headed. Stock markets continued to climb higher, with the S&P 500 hitting a series of all-time closing highs and ending with a near record year. While COVID-19 continued to dominate headlines, concerns also focused on inflation and its potential impact. Despite these challenges, global gross domestic product grew, completing the transition from recovery to expansion and eventually surpassing its pre-pandemic peak.

INVESTMENT TRENDS



2022 Leadership

EXECUTIVE COMMITTEE



Bryan Fulton
Cer.A.T.T.

President



Lauren Luna
Cer.A.T.T.

President-Elect



David Foster
Cer.A.T.T.

Immediate
Past-President



Sara Paraspolo
Cer.A.T.T.

Treasurer



**Bryan
Cobangbang**
Cer.A.T.T.

Secretary

REGIONAL DIRECTORS



Jonnalee Geddis
Cer.A.T.

Region 1



Karen Patrick
Cer.A.T.

Region 2



Phillip Hood
Cer.A.T.T.

Region 3



Samantha Groshek
Cer.A.T.T.

Region 4



Jason Menchey
Cer.A.T.

Region 5



**Otoniel (Tony)
Castillo**
Cer.A.T.T.

Region 6



Delbert Macanas, Sr.
Cer.A.T.T.

Region 7