



AMERICAN SOCIETY OF  
ANESTHESIA TECHNOLOGISTS  
AND TECHNICIANS

# 2024

## Annual Report





# Table of Contents

---

Year in Review .....	3
Highlights .....	4
By the Numbers:	
Membership .....	5
Education .....	6
Certification .....	7
Regional Territory Insights .....	8
Financial Review .....	12
2024 ASATT Leadership .....	15

# Highlights

## ACCOMPLISHMENTS IN 2024

### **Collaboration with ASA: Advancing the Anesthesia Care Team Model**

As part of the overall Strategic Plan developed in 2024, ASATT has plans to work with the American Society of Anesthesiologists (ASA) in advancing the role of Anesthesia Technicians and Technologists within the Anesthesia Care Team (ACT) model. The goal will be to advocate for the proper placement and recognition of our profession within this team, ensuring that our contributions are acknowledged and integrated into the broader anesthesiology community.

### **Partnering with AORN: Education and Awareness**

In addition to our collaboration with ASA, we have been engaging in important discussions with AORN (Association of periOperative Registered Nurses) to promote awareness about the Scope of Practice for Certified Anesthesia Technicians and Technologists. Through these conversations, we are helping to educate AORN members about the invaluable clinical, technical, and safety contributions we bring to the operating room and procedural areas. These partnerships are essential in strengthening interprofessional collaboration and fostering a deeper understanding of the vital role we play in the perioperative environment.

### **National Conference Update: A Pause for Strategic Reflection**

The difficult but necessary decision to place the in-person National Conference on an indefinite hiatus was a large undertaking. This decision was not made lightly, but it was crucial for the long-term sustainability of the event. By pausing, we are taking the time to assess the structure, delivery, and financial viability of the conference. Our ultimate goal is to ensure that when we do host future national events, they will be educationally robust, financially sound, and aligned with the evolving needs of our membership.

We understand how valuable this event has been for professional development and community building, and we are committed to ensuring its return in a way that reflects the needs and interests of all ASATT members. Thank you for your understanding and support during this time of evaluation.



# Membership

## 2024 BY THE NUMBERS



With membership at its highest level in recent years, ASATT recognizes the importance of expanding CEU opportunities, expanding Practical Experience Programs (PEP), and providing ASATT members with the resources and skills necessary for continued professional growth in the field. These efforts have contributed to the growth of 17.86% in overall ASATT membership numbers since 2020.



**1,719**  
ASATT Members

2024 marks the third year of membership growth for ASATT, climbing from 1,633 last year to 1,719, and increase of 86 members (over 5%). ASATT has a strong and growing community, and it's important to stay connected and committed to one another and to ASATT's mission. Continued growth in the future depends on all of us staying positive, engaged, and working together. To continue supporting ASATT members, we're expanding CEU opportunities through webinars and in-person regional meetings, while also strengthening our Practical Experience Program (PEP). With your dedication and involvement, we can move forward stronger and continue building a thriving future for our profession.

**131**  
Attended  
the In-Person  
Annual Conference  
(27% lower than last year)

**2,025**  
Attended Virtual  
Educational Webinars

**Q1** March 23rd: 576

**Q2** June 22nd: 520

**Q3** August 10th: 487

**Q4** December 14th: 442



# Education

## 2024 BY THE NUMBERS



Continuing education is essential to ensure personal and professional development in the rapidly changing field of anesthesia technology. Representing the non-physician, non-technologist member of the anesthesia healthcare team, ASATT continued to provide opportunities for advancement through National Educational Partners and Continuing Education Units (CEUs).



**39**  
CEUs offered  
in 2024

8

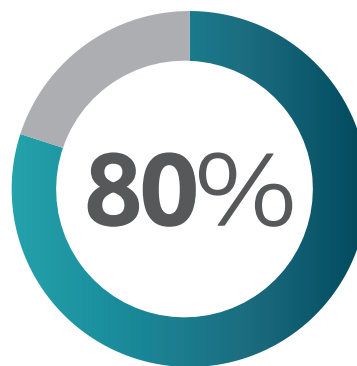
from *SENSOR*  
publication  
quizzes

16

from  
Educational  
Webinars

15

from the  
Annual  
Meeting

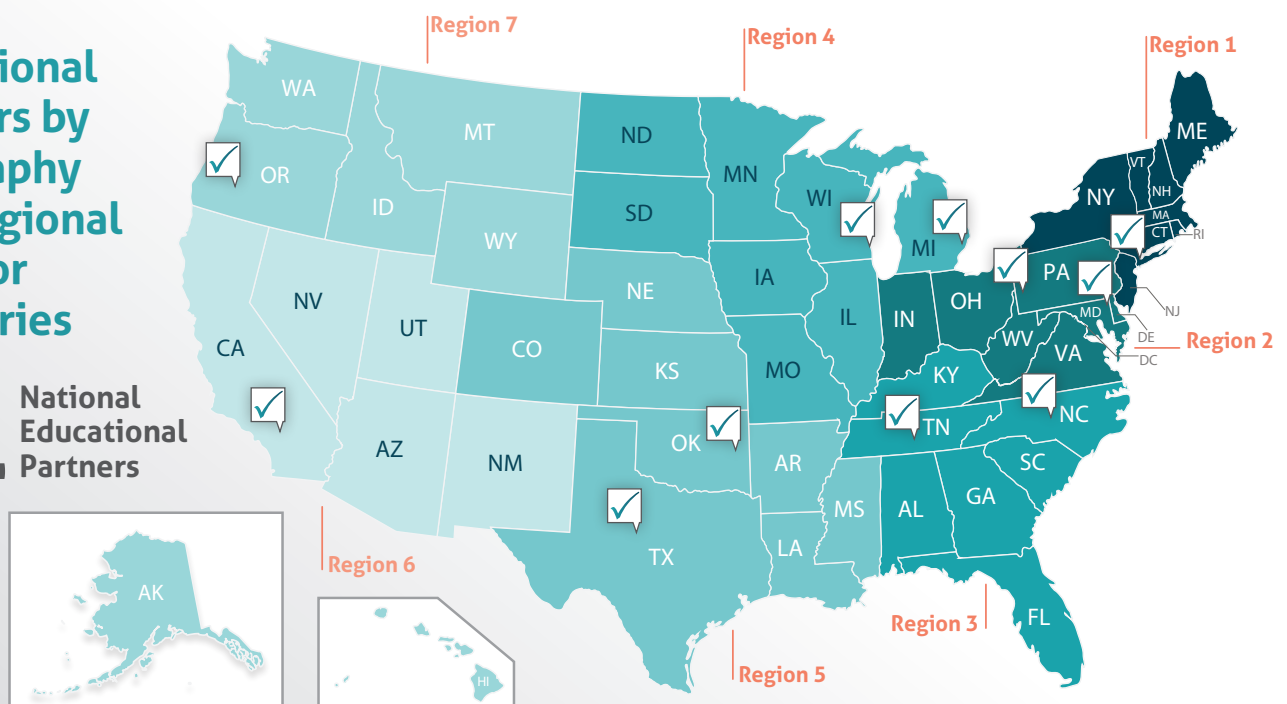


## Certified Members

In 2024 the percentage of ASATT members certified as either technologist or technician was lower than the past two years. It's about 5% lower than the average percentage since 2020. 294 ASATT Members are not currently Certified. 124 Non-Members are Certified.

## Educational Partners by Geography and Regional Director Territories

## 11 National Educational Partners





# Certification

---

## BY THE NUMBERS



ASATT recognizes two certifications: Anesthesia Technologist and Anesthesia Technician. The Technologist certification can be earned by completing a CAAHEP / CoA-ATE approved program through one of the 11 national education partners, and successfully passing the Technologist exam.

---

# 955

**Certified Anesthesia Technicians  
Cer.A.T.**

# 545

**Certified Anesthesia Technologists  
Cer.A.T.T.**

# 1,500

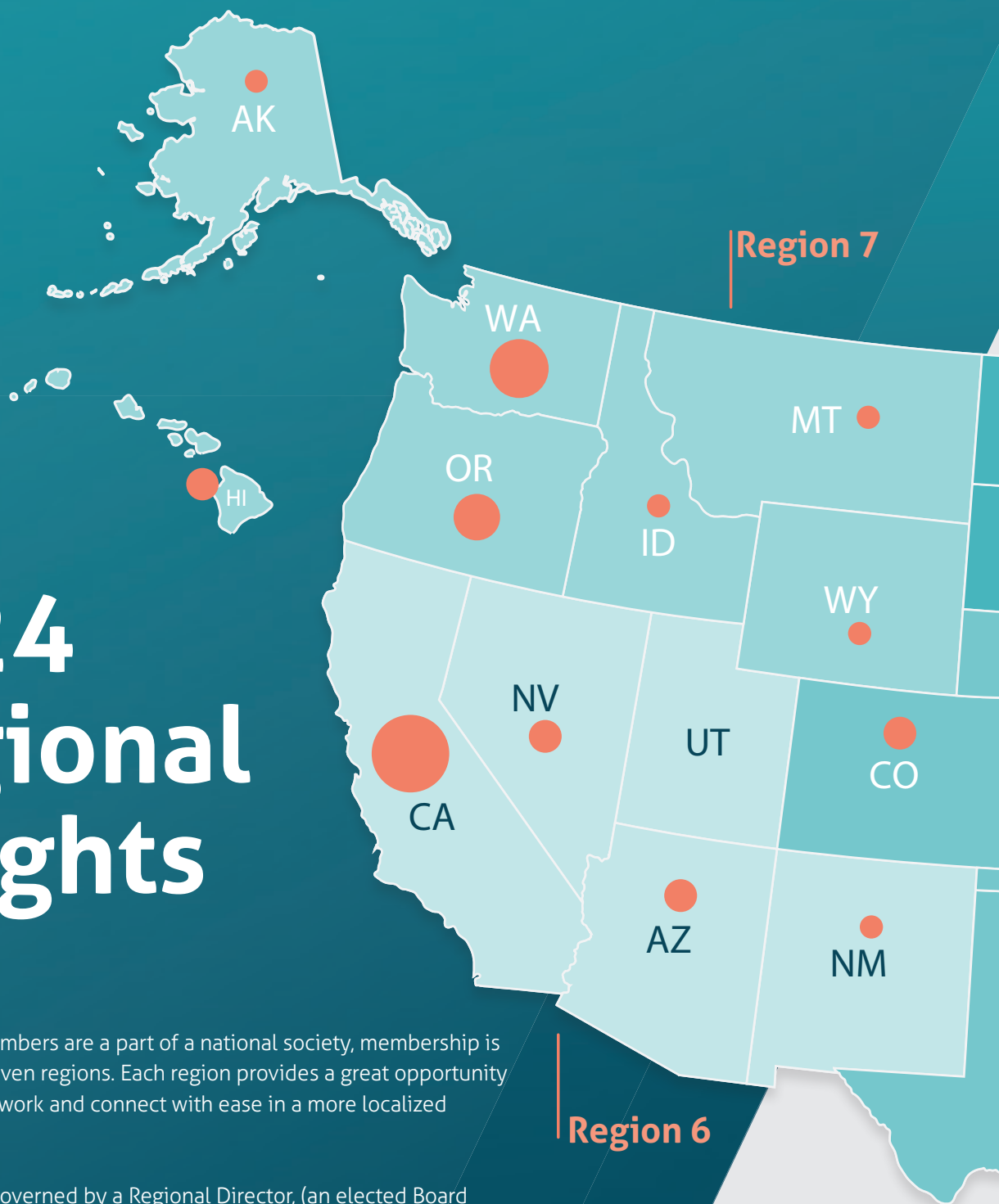
**Total Certified Anesthesia  
Technologists & Technicians**

# 2024 Regional Insights

Although ASATT members are a part of a national society, membership is also divided into seven regions. Each region provides a great opportunity for members to network and connect with ease in a more localized geographic area.

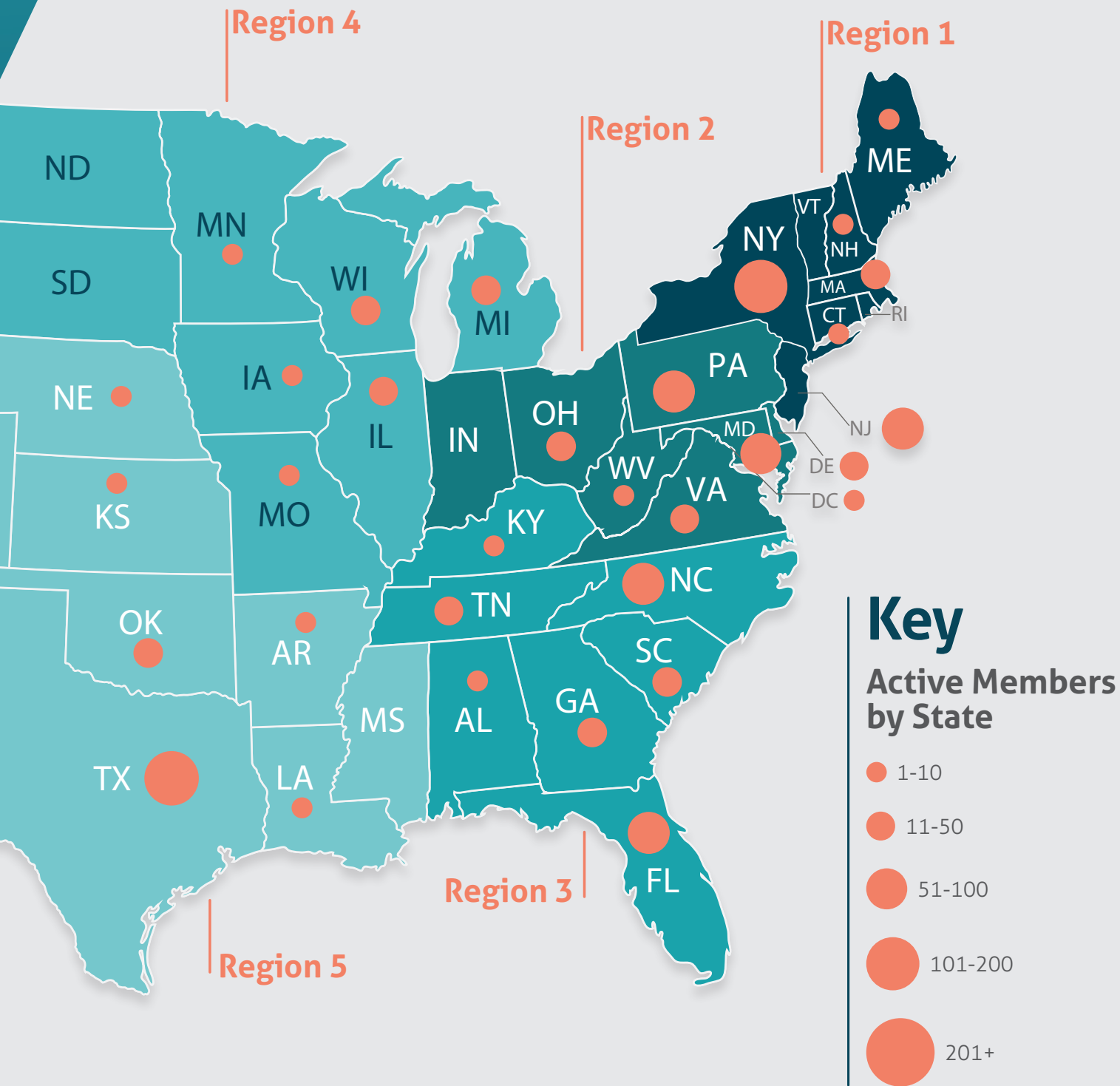
ASATT regions are governed by a Regional Director, (an elected Board member), whose role is to act as a primary liaison between ASATT and the regional educational partners; as well as to be the primary liaison between members in the region and the national society Board of Directors. Regional Directors also work to plan and coordinate networking opportunities and educational programming.

In 2024 ASATT Regions provided quarterly educational webinars to provide learning opportunities for members to earn CEU. Members are able to attend any of the educational webinars virtually, further expanding technicians' and technologists' learning avenues.





# 2024 MEMBERSHIP POPULATION BY GEOGRAPHY & REGIONAL TERRITORIES



# Regional Insights *cont'd*



The society's seven regions provide additional opportunity to further understand ASATT's membership trends. This information is not only used to address specific regional needs, but also to review when establishing ASATT's overall society goals.



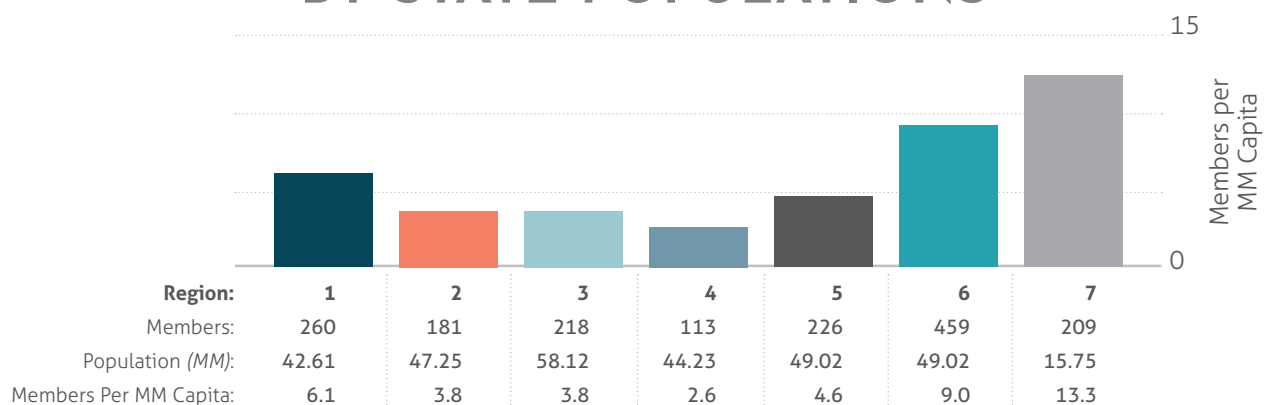
## MEMBERSHIPS

Region 1	260
Region 2	181
Region 3	218
Region 4	113
Region 5	226
Region 6	392
Region 7	209

**Total** ..... **1,666\***

*\* 53 members are international or do not have a state identified in their record.*

## REGIONAL MEMBERS BY STATE POPULATIONS



*\* The graph represents the number of regional members compared to its state populations. Population based on 2020 Census data.*



## CERTIFICATIONS

Region 1	192
Region 2	135
Region 3	170
Region 4	95
Region 5	194
Region 6	392
Region 7	188

**Total** ..... **1,366\***

*\* Total does not include international certifications.*

**2024 Member Spotlights from our SENSOR publications.**



**Katherine  
West-Arron**

**asatt**

AMERICAN SOCIETY OF  
ANESTHESIA TECHNOLOGISTS  
AND TECHNICIANS



**Donald Fischer,  
Cer.A.T.**



**Robert Feltis,  
Cer.A.T.**



# Financial Review

## 2024 AT-A-GLANCE



ASATT continues to remain in a strong financial position throughout 2024, which was the final year of an in-person Annual National Conference, which produced another significant loss of net assets. The Annual Conference represented 43% of the overall ASATT expenditures, yet only 14.56% of ASATT's income. ASATT ended 2024 with a net loss of \$63,937.42.

## BALANCE SHEET

### ASSETS

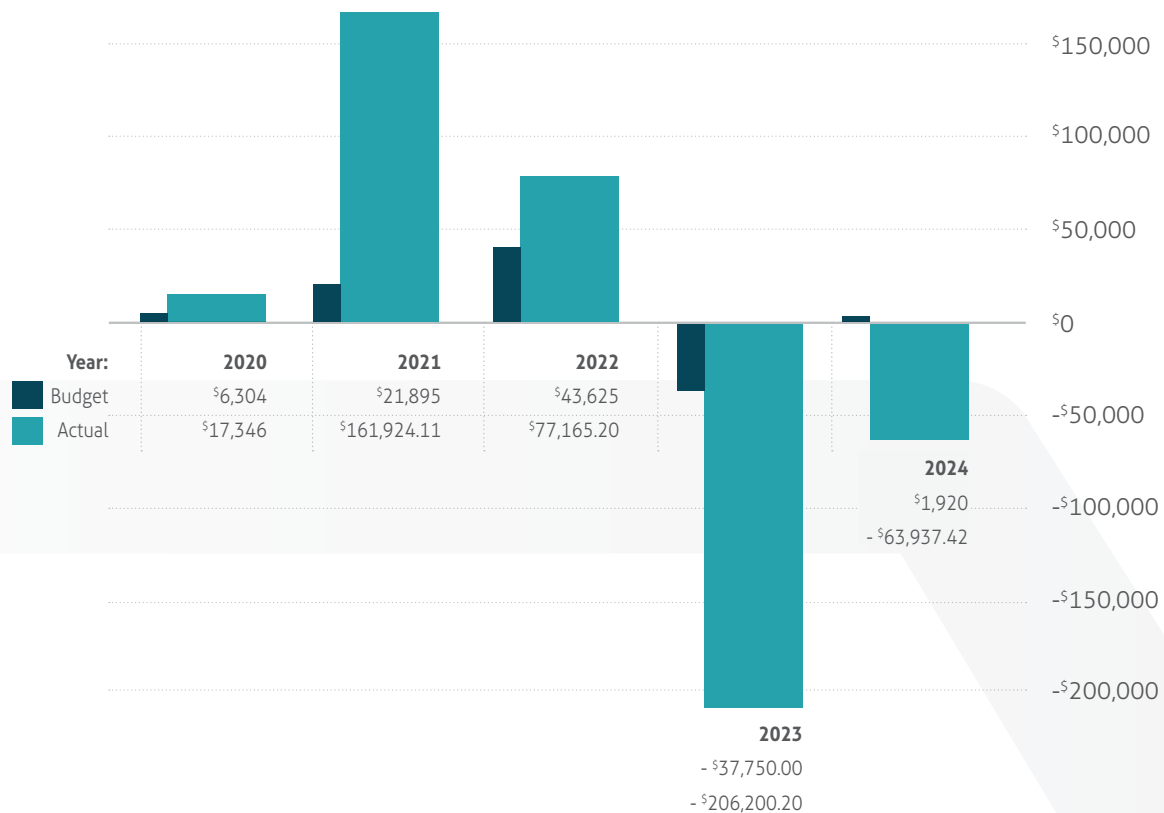
Operating Cash.....	\$578,300.62
Prepaid Expense.....	\$15,588.22
Investments.....	\$982,796.65
<b>Total Assets .....</b>	<b>\$1,576,655.49</b>

### LIABILITIES & EQUITY

Accounts Payable .....	\$0.00
Deferred Membership Revenue .....	\$59,363.34
CoA-ATE Payable .....	\$4,500.00
Retained Earnings .....	\$290,570.65
Unrestricted Net Assets .....	\$1,109,882.96
Net Income .....	\$112,338.54

**Total Liabilities & Equity .....** **\$1,576,655.49**

## NET INCOME TREND: BUDGET vs ACTUAL

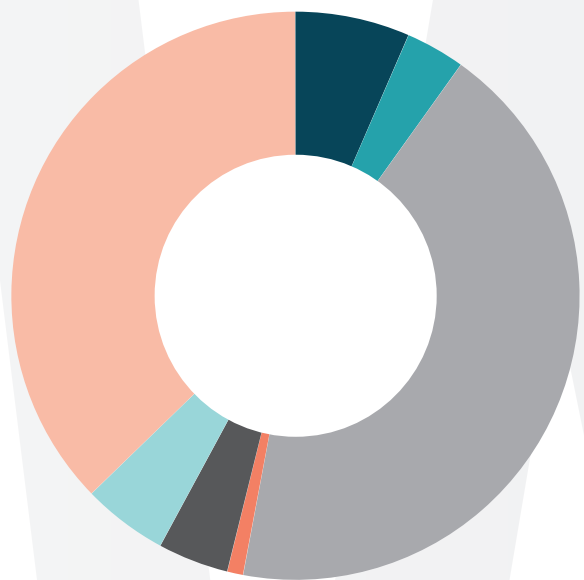


# 2024 OPERATING REVENUES AND EXPENSES



## INCOME

Membership.....	\$201,342.56
Certification Programing.....	\$56,550.00
Annual Meeting/Sponsorships.....	\$219,301.16 (14.56%)
Regional Webinars.....	\$61,030.01
Sensor Quizzes.....	\$19,990.00
<b>Total Income.....</b>	<b>\$396,332.57</b>



## EXPENSES

Administration.....	\$33,230.92
Certification Administration.....	\$17,212.00
Annual Meeting Expenses.....	\$219,301.16 (43.05%)
Marketing/Member Communication.....	\$4,647.03
Financial Management.....	\$20,498.27
Legal Fees.....	\$24,723.05
Association Management Firm.....	\$189,750.00
<b>Total Expenses.....</b>	<b>\$509,362.43</b>

<b>Net Ordinary Income</b> .....	<b>- \$113,029.86</b>
<b>Other Income</b> .....	<b>\$49,092.44</b>
<b>Net Income</b> .....	<b>- \$63,937.42</b>

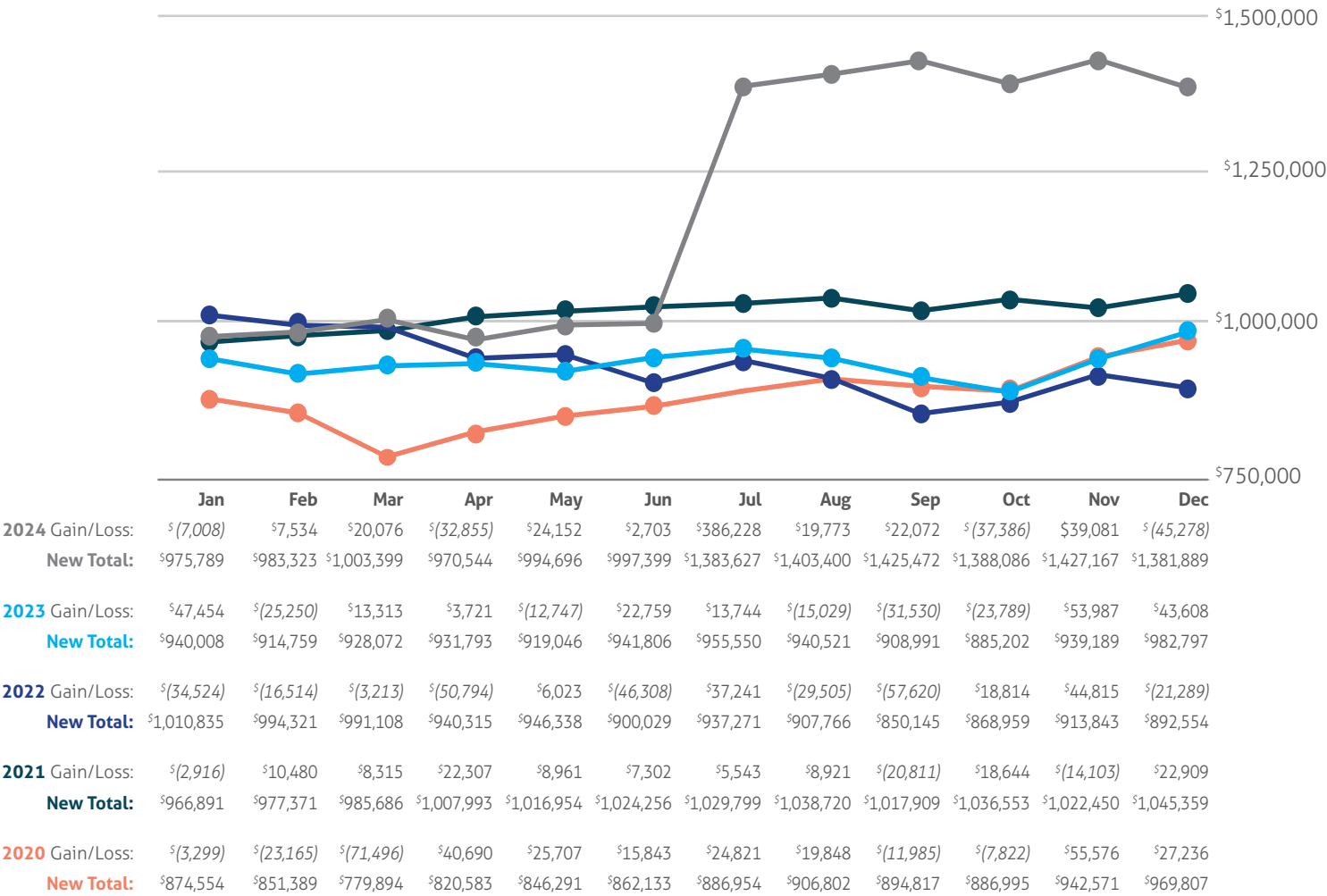
# Financial Review *cont'd*

## 2024 RESERVES



In 2024 ASATT investments grew by \$49,092, which was about half of the positive growth ASATT experienced in 2023 after a significant loss in the value of investments in 2022. ASATT ended 2024 with a total reserve value in investment accounts of \$1,381,889.

## INVESTMENT TRENDS





# 2024 Leadership

## EXECUTIVE COMMITTEE



**Greg Farmer,  
Cer.A.T.**

President/  
Immediate  
Past-President



**Mike Kosanke,  
Cer.A.T.T.**

President-Elect



**Otoniel (Tony)  
Castillo, Cer.A.T.T.**

Treasurer



**Stephanie Monteiro,  
Cer.A.T.T.**

Secretary

## REGIONAL DIRECTORS



**Jonnalee Geddis,  
Cer.A.T.**

Region 1



**Wendi Slusser,  
Cer.A.T.T.**

Region 2



**Phillip Hood,  
Cer.A.T.T.**

Region 3



**Samantha Groshek,  
Cer.A.T.T.**

Region 4



**Mohamed Hamza,  
Cer.A.T.T.**

Region 5



**Sara Paraspolo,  
Cer.A.T.T.**

Region 6



**Seong Unti,  
Cer.A.T.**

Region 7



AMERICAN SOCIETY OF  
ANESTHESIA TECHNOLOGISTS  
AND TECHNICIANS

6737 W Washington St, Ste 4270  
Milwaukee, WI 53214

414-295-9220  
[asatt@asatt.org](mailto:asatt@asatt.org)

[www.asatt.org](http://www.asatt.org)

