



asatt

AMERICAN SOCIETY OF
ANESTHESIA TECHNOLOGISTS
AND TECHNICIANS



2021

Annual Report



Table of Contents

Year in Review	3
Highlights	4
By the Numbers:	
Membership	5
Education	6
Certification	7
Regional Territory Insights	8
Financial Review	12
2020 ASATT Leadership	15

Highlights

ACCOMPLISHMENTS IN 2021

Awareness Campaign

Through a national awareness effort, ASATT reached over 11,100 healthcare professionals and administrators, throughout the US, to build their knowledge of the ASATT society, our scope-of-practice, as well as build respect for the organization, its programs, its members and educational impact.

CAMPAIGN ELEMENTS

Through a robust email campaign, mailing campaign, and geo-targeted social media advertising, we delivered a trickle communications strategy of information about ASATT and its important educational impact on certified technicians and technologists. The project also included in-depth research to gather insights from healthcare providers on their need for qualified staffing and education.



Second Virtual Conference

Given the uncertainty surrounding COVID-19, ASATT's Board of Directors voted to hold the 2021 Annual Conference virtually.

Thank you to everyone who attended this 2nd Virtual Educational Conference. While we surely missed the opportunities to network and visit with friends from all over the country, this safe format was a great success.

VIRTUAL REGIONAL MEETINGS

Several regions took part in smaller virtual meetings. They were a great opportunity to earn CEUs and attend a meeting for a region other than the one in which you reside in.

Automation for Recertification

In 2021, ASATT developed a web-based back-end platform that allows ASATT administrators to quickly review recertification documents of those employed at their facilities.

This platform also updates the individual's certification dates, once approved, and can send recertification letters out with the click-of-a-button.



Membership

BY THE NUMBERS



ASATT recognizes that growth can only be achieved if it continues to provide its members with value and benefits necessary to advance their knowledge through education, certification, networking, etc. In 2021, ASATT launched a new membership pricing model which provides members with an estimated cost savings of \$775 per member* during a two-year membership period.

**Average savings estimate is for those who participate in the two-year membership pricing tier. Estimate does not include processing fees for commercial CEUs.*



While 2021 continued to be a challenging year for healthcare front-line workers, ASATT members continued to be engaged in the organization, taking advantage of the vast benefits, which helped drive growth in membership.



62%

Member Growth Since 2007

In 2007, ASATT and AEG joined forces to manage the Society. Since then, ASATT has seen memberships grow by 62%, with a 14% increase last year.

611

Attended our Annual Conference

816

Attended our Educational Webinars



Education

BY THE NUMBERS



Continuing education is essential to ensure personal and professional development in the rapidly changing field of anesthesia technology. Representing the non-physician, non-technologist member of the anesthesia healthcare team, ASATT continued to provide opportunities for advancement through National Educational Partners and Continuing Education Units (CEUs).



35
CEUs offered
in 2021

8

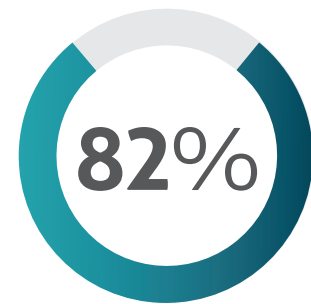
from *SENSOR*
publication
quizzes

15

from a
Educational
Webinars

12

from the
Annual
Meeting



Certified Members

Throughout 2021, ASATT members consistently hovered at just over 80% certified as either technician or technologist.



13 National
Educational
Partners

Approved Programs Accredited Programs

Certification

BY THE NUMBERS



ASATT recognizes two certifications: Anesthesia Technologist and Anesthesia Technician. The Technologist certification can be earned by completing a CAAHEP / CoA-ATE approved program through one of the 13 national education partners, and successfully passing the Technologist exam. There was a 19% increase in the number of certified Technologists in 2021.

1,175
Certified Anesthesia
Technicians

429
Certified Anesthesia
Technologists



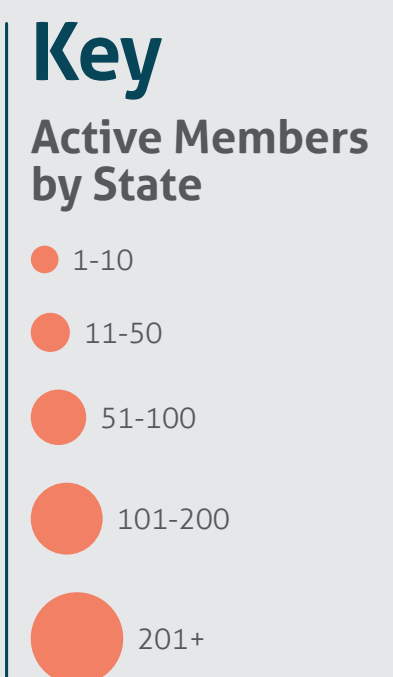
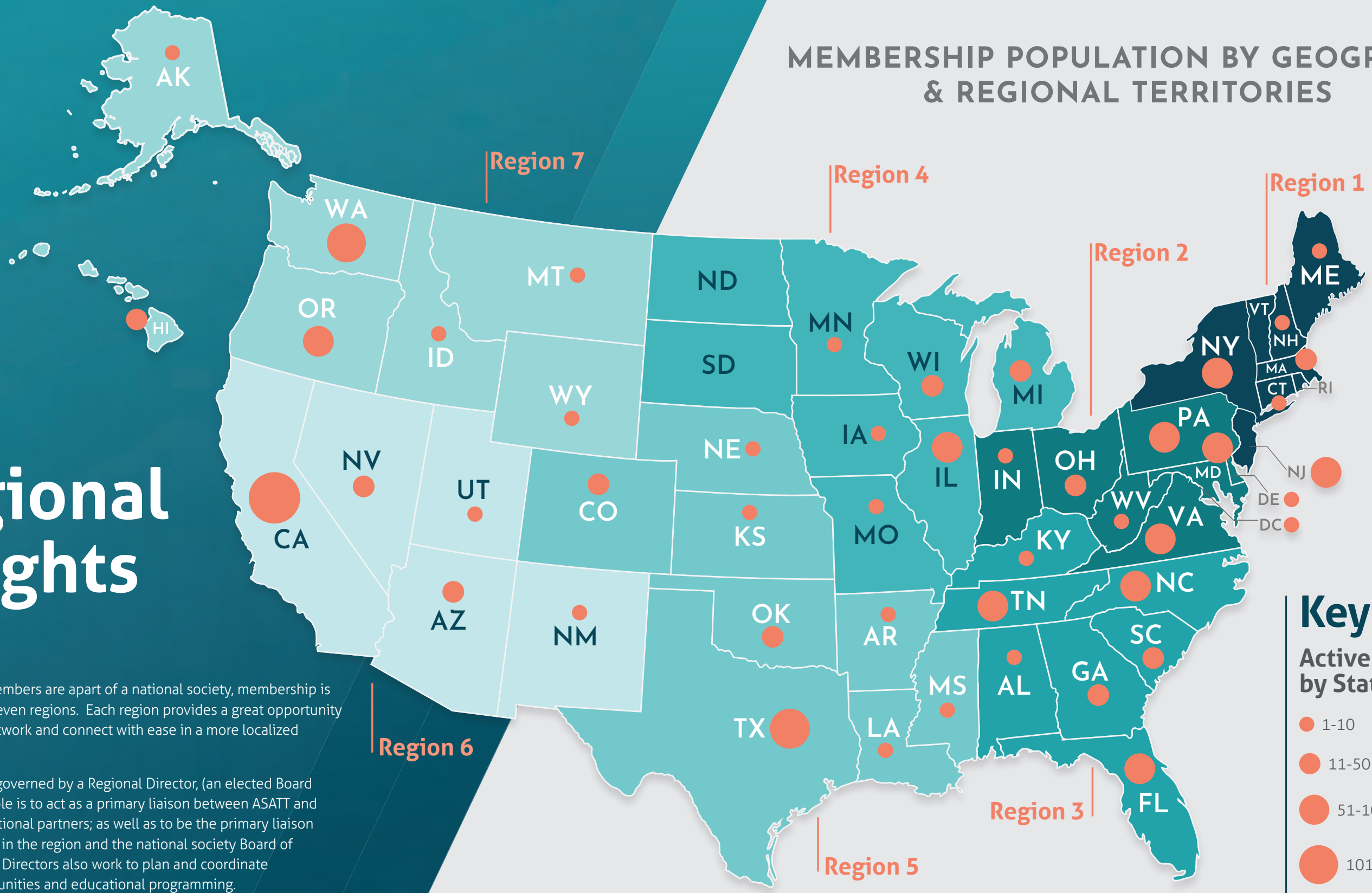
MEMBERSHIP POPULATION BY GEOGRAPHY & REGIONAL TERRITORIES

Regional Insights

Although ASATT members are apart of a national society, membership is also divided into seven regions. Each region provides a great opportunity for members to network and connect with ease in a more localized geographic area.

ASATT regions are governed by a Regional Director, (an elected Board member), whose role is to act as a primary liaison between ASATT and the regional educational partners; as well as to be the primary liaison between members in the region and the national society Board of Directors. Regional Directors also work to plan and coordinate networking opportunities and educational programming.

ASATT initiated educational webinars in 2020 to provide learning opportunities for members to earn CEUs while social distancing and not incurring travel expenses. Members are able to attend any educational webinar virtually, further expanding technicians' and technologists' learning avenues. During 2021, ASATT provided four educational webinars and will continue to provide these virtual meetings in the future.



Regional Insights *cont'd*



The society's seven regions provide additional opportunity to further understand ASATT's membership trends. This information is not only used to address specific regional needs, but also to review when establishing ASATT's overall society goals.



CERTIFICATIONS

Region 1	220
Region 2	180
Region 3	215
Region 4	121
Region 5	223
Region 6	430
Region 7	215

Total **1,604**

** Total does not include international certifications.*



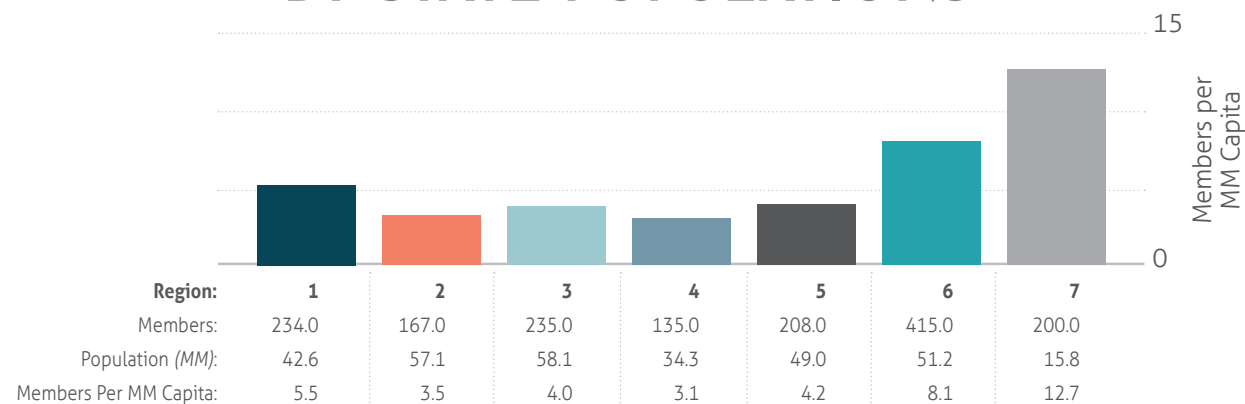
MEMBERSHIPS

Region 1	234
Region 2	167
Region 3	235
Region 4	135
Region 5	208
Region 6	415
Region 7	200

Total **1,594**

** Total does not include international members.*

REGIONAL MEMBERS BY STATE POPULATIONS



** The graph represents the number of regional members compared to its state populations. Populations based on 2020 Census data.*


2021 Member Spotlights from our SENSOR publications.

What is your fondest ASATT memory?



"My fondest memory is how small the organization (ASATT) was back in 2001 when I started, and how it's grown to what it is today."

~ Sean Deponte, Cer. A.T. ~



"My fondest memory of ASATT would probably be when I saw my name come up in the registry after I passed my NCE."

~ Michael Craig, B.S., Cer.A.T.T. ~



"Organizing and hosting two Regional Meetings with JonnaLee Burgess, which we held at AtlantiCare Regional Medical Center's Atlantic City Campus, have been one of the most special accomplishments of my career."

~ Quentin Letson, Cer. A.T. ~

Financial Review

AT-A-GLANCE



ASATT had a successful financial year following the disruptions in 2020 due to Covid-19. A virtual annual conference and multiple webinars offered continuing education opportunities important to technologists and technicians working in the healthcare industry.

BALANCE SHEET

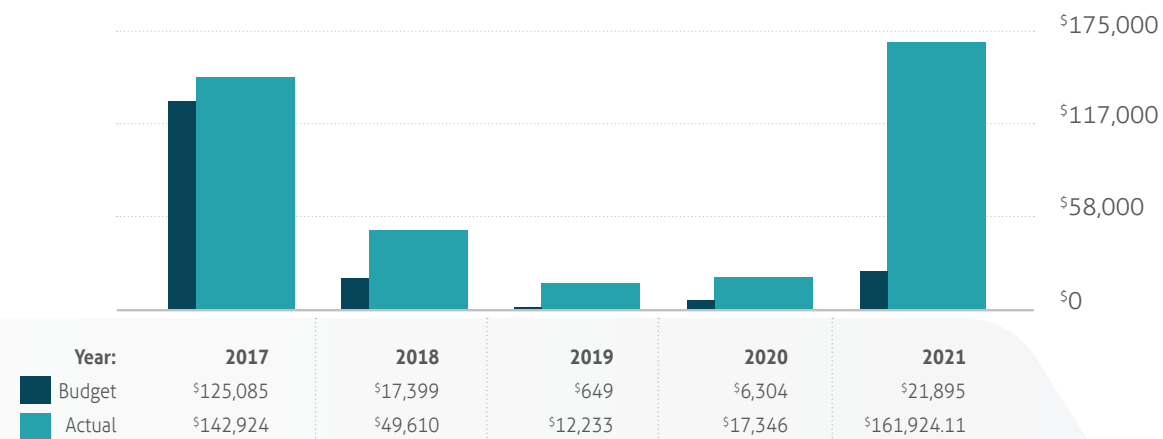
ASSETS

Operating Cash	\$673,168.88
Prepaid Expense	\$16,980.00
Investments	\$1,045,359.20
Total Assets	\$1,735,508.08

LIABILITIES & EQUITY

Accounts Payable	\$17,850.03
Deferred Membership Revenue	\$98,200.00
Deferred Sponsorship Revenue	\$10,600.00
Retained Earnings	\$290,570.65
Unrestricted Net Assets	\$1,076,468.72
Net Income	\$241,818.68
Total Liabilities & Equity	\$1,735,508.08

NET INCOME TREND: BUDGET vs ACTUAL



2021 OPERATING REVENUES AND EXPENSES



INCOME

Membership	\$216,155.00
Certification Programing	\$122,390.00
Annual Meeting/Sponsorships	\$49,385.00
Other Advertising	\$7,263.00
Regional Meetings	\$22,110.00
Other Educational Programs	\$46,550.00
Total Income	\$463,853.00



EXPENSES*

Membership Support	\$24,150.00
Certification Administration	\$69,401.93
Annual Meeting Expenses	\$51,182.24
Marketing/Member Communication	\$34,791.58
Financial Management	\$30,793.60
Administration	\$64,808.25
Other**	\$26,801.29
Total Expenses	\$301,928.89

Net Ordinary Income	\$161,924.11
Other Income***	\$79,894.57
Net Income	\$241,818.68

* Includes expenses and staff time.
 ** Includes office expenses, overhead, and website development.
 *** Includes \$75,552.02 in long-term investment gains.

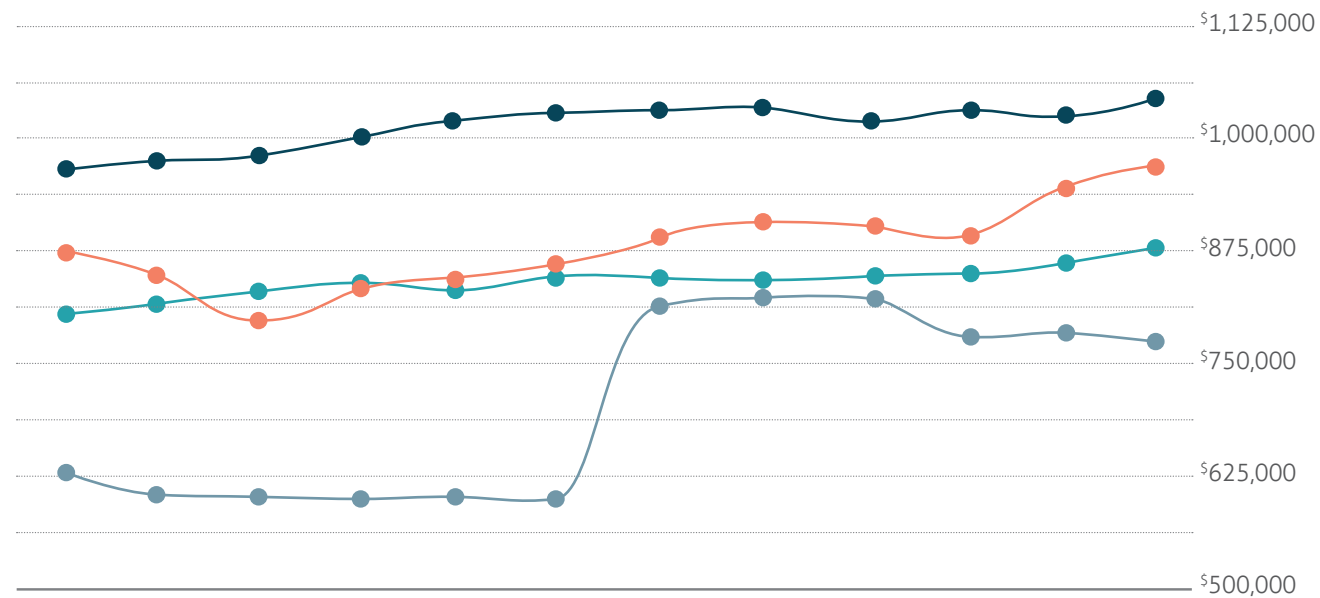
Financial Review *cont'd*

RESERVES



Coming out of a volatile 2020, in 2021, investors sought signals as to which way the global economy was headed. Stock markets continued to climb higher, with the S&P 500 hitting a series of all-time closing highs and ending with a near record year. While COVID-19 continued to dominate headlines, concerns also focused on inflation and its potential impact. Despite these challenges, global gross domestic product grew, completing the transition from recovery to expansion and eventually surpassing its pre-pandemic peak.

INVESTMENT TRENDS



	Jan	Feb	Mar	Apr	May	Jun	Jul	Aug	Sep	Oct	Nov	Dec
2021 Gain/Loss:	\$(2,916)	\$10,480	\$8,315	\$22,307	\$8,961	\$7,302	\$5,543	\$8,921	\$(20,811)	\$18,644	\$(14,103)	\$22,909
New Total:	\$966,891	\$977,371	\$985,686	\$1,007,993	\$1,016,954	\$1,024,256	\$1,029,799	\$1,038,720	\$1,017,909	\$1,036,553	\$1,022,450	\$1,045,359
2020 Gain/Loss:	\$(3,299)	\$(23,165)	\$(71,496)	\$40,690	\$25,707	\$15,843	\$24,821	\$19,848	\$(11,985)	\$(7,822)	\$55,576	\$27,236
New Total:	\$874,554	\$851,389	\$779,894	\$820,583	\$846,291	\$862,133	\$886,954	\$906,802	\$894,817	\$886,995	\$942,571	\$969,807
2019 Gain/Loss:	\$30,706	\$9,027	\$10,633	\$9,901	\$(14,591)	\$24,222	\$534	\$(2,408)	\$5,846	\$6,782	\$9,041	\$13,763
New Total:	\$805,103	\$814,130	\$824,763	\$834,664	\$820,072	\$844,294	\$844,828	\$842,421	\$848,266	\$855,049	\$864,090	\$877,853
2018 Gain/Loss:	\$8,947	\$(15,237)	\$(353)	\$(2,325)	\$4,837	\$(1,817)	\$204,504	\$4,974	\$(2,888)	\$(33,075)	\$6,364	\$(18,144)
New Total:	\$627,558	\$612,321	\$611,968	\$609,643	\$614,480	\$612,664	\$817,168	\$822,141	\$819,253	\$786,178	\$792,542	\$774,398

2021 Leadership

EXECUTIVE COMMITTEE



David Foster
Cer.A.T.T.
President



Matthew Chandler
Cer.A.T.T.
President-Elect



Greg Farmer
Cer.A.T.
Immediate Past-President



Bryan Fulton
Cer.A.T.T.
Treasurer



Michael Craig
Cer.A.T.T.
Secretary


REGIONAL DIRECTORS



Jonnalee Geddis
Cer.A.T.
Region 1




Karen Patrick
Cer.A.T.
Region 2



Sue Christian
Cer.A.T.T.
Region 3



Mike Kosanke
Cer.A.T.T.
Region 4



Jason Menchey
Cer.A.T.
Region 5



Lauren Luna
Cer.A.T.T.
Region 6



Delbert Macanas, Sr.
Cer.A.T.T.
Region 7



AMERICAN SOCIETY OF
ANESTHESIA TECHNOLOGISTS
AND TECHNICIANS

7044 S. 13th St.
Oak Creek, WI 53154
414.908.4924

asatt.org

